

Aquaguard Enhance RO is a Gold Seal certified water purifier



Aquaguard[®] ENHANCE

Water Purification System
What other purifiers aspire to be

Why Aquaguard Paani ka Doctor?

Only Aquaguard Paani ka Doctor has:

- Over 30 years of excellence
- The trust of over 10 million families
- 17 technologies that cure 17 water quality conditions
- Technology equipped to purify borewell, mixed, tanker, municipal, stored and tap water
- Certified by more than 110 water-testing labs worldwide
- 100% service centres within a 5 km radius

Drink the Healthiest Water on Earth

Water contains important nutrients and minerals like Calcium, Sodium, Potassium, Magnesium, Iron, Zinc and many more, which are essential for human health. Healthy water means water which is not just pure and safe but also has all the nutrients and minerals intact in it. Only Aquaguard retains all the essential minerals and nutrients that are essential for the growth and health of your body, while purifying your water. In addition to this, Aquaguard:

- Removes all disease-causing bacteria, cysts and viruses from your water
- Removes all dirt and other dissolved impurities
- Removes all new age contaminants like lead and pesticides

So the water you drink is not just the purest but also the healthiest on earth.

Enhance your life

The new Aquaguard Enhance is fully equipped to give you pure, sweet tasting water.

Equipped with RO technology, the Enhance RO removes excess TDS from your water.

Aquaguard Enhance RO is a Gold Seal certified water purifier as per NSF/ANSI standard 58, for TDS reduction, from Water Quality Association (WQA) USA, the most credible water purifier certifying organization in the world. Ensuring that you and your family get water so pure, it's gold standard of Purity.



Enhance tested and certified by **AWRTC** for the removal of the disease-causing bacteria, viruses, protozoa-cysts along with other contaminants like pesticides, residual organic impurities, harmful heavy metals, arsenic and more, to give you water that is safe and healthy.

The Aquaguard Enhance UV comes with a seven-stage enhanced (UV+UF) purification process. This ensures that the water you drink is absolutely pure and crystal clear.

Aquaguard Paani ka Doctor presents the all-new Enhance Green RO. This green RO water purifier is specially designed for areas where water is chemically contaminated and salty.

To ensure good health to you and your family, Aquaguard Paani ka Doctor offers you a choice to select ideal RO membrane technology, based on your input water quality. The Eureka Forbes authorized service engineer will test the input water quality and install the appropriate membrane in the machine.

Here's how your Aquaguard Enhance works

The multi-stage Purification Process in your Aquaguard Enhance RO+UV

Stage	Treatment	Material	Benefits
1.	i-Filter	Multi-layered Polypropylene roving wounded cartridge	Removes fine suspended particles cartridge such as dust, dirt, mud and sand from water.
2.	Chemi Block	Bacteriostatic activated carbon block	Reduces excess chlorine and organic impurities. Also absorbs bad taste and odour from the water.
3.	Electronic Membrane Life Enhancer (EMLE)	Microcontroller-based electronic impulse producer	Prevent scaling of dissolved salts like calcium and magnesium, thus enhancing the membrane life and improving water flow.
4.	Reverse Osmosis Cartridge	Thin Film Composite (TFC) Reverse Osmosis Membrane	Reduces TDS, hardness, pesticides and heavy metals like arsenic, lead and mercury. Eliminates microorganisms like bacteria, viruses, protozoa and cysts.
5.	Taste Enhance Cartridge	Bacteriostatic Taste Enhancer	Removes residual organic impurities and enhances the original taste of water. The carbon polishes the water, giving it a sparkling look, making it pure and great to taste.
6.	UV Chamber	Germicidal UV Lamp	UV disinfects the water by eliminating waterborne disease-causing bacteria, viruses and protozoa, thereby making it safe to drink.

The multi-stage Purification Process in your Aquaguard Enhance RO

Stage	Treatment	Material	Benefits
1.	i-Filter	Multi-layered Polypropylene roving wounded cartridge	Removes fine suspended particles cartridge such as dust, dirt, mud and sand from water.
2.	Chemi Block	Bacteriostatic activated carbon block	Reduces excess chlorine and organic impurities. Also absorbs bad taste and odour from the water.
3.	Electronic Membrane Life Enhancer (EMLE)	Microcontroller-based electronic impulse producer	Prevent scaling of dissolved salts like calcium and magnesium, thus enhancing the membrane life and improving water flow.
4.	Reverse Osmosis Cartridge	Thin Film Composite (TFC) Reverse Osmosis Membrane	Reduces TDS, hardness, pesticides and heavy metals like arsenic, lead and mercury. Eliminates microorganisms like bacteria, viruses, protozoa and cysts.
5.	Taste Enhance Cartridge	Bacteriostatic Taste Enhancer	Removes residual organic impurities and enhances the original taste of water. The carbon polishes the water, giving it a sparkling look, making it pure and great to taste.

Here's how your Aquaguard Enhance works


The multi-stage Purification Process in your Aquaguard Enhance UV

Stage	Treatment	Material	Benefits
1.	i-Filter	Multi-layered Polypropylene roving wounded cartridge	Removes fine suspended particles such as dust, dirt, mud and sand from water.
2.	Miracle Cartridge	Specially formulated superior absorbent. The Miracle Substance derived by a Patented Technology of treating activated media	Removes heavy metals from water.
3.	Chemi Block	Bacteriostatic Activated Carbon Block	Removes excess chlorine, bad odour, colour and organic impurities. It also removes pesticides and very fine turbidity causing particles.
4.	Mineral Guard	Microcontroller-based electronic impulse producer	Electronic impulses are produced to prevent scaling on quartz glass tube of UV reflector housing.
5.	Ultra Filter	UF hollow fibre	Capillary tube type membrane-based technology that imparts crystal clear clarity to drinking water in addition to making the water safe from bacteriological contamination.
6.	Taste Enhance Cartridge	Bacteriostatic Taste Enhancer	Removes residual organic impurities and enhances the original taste of water. The carbon polishes the water, giving it a sparkling look, making it pure and great to taste
7.	UV Chamber	Germicidal UV Lamp	UV disinfects the water by eliminating waterborne disease-causing bacteria, viruses and protozoa, thereby making it safe to drink.

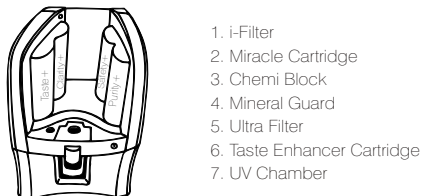
Note: For detailed water flow diagram of Enhance please visit www.eurekaforbes.com

Know your Aquaguard Enhance UV

Front

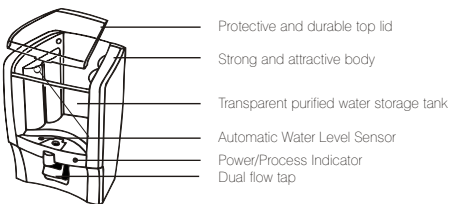


Inside



Know Your Aquaguard Enhance RO/RO+UV

Front



Inside



Installing your Aquaguard Enhance

Make sure that your Aquaguard Enhance is installed by a trained Eureka Forbes Service Technician only.

1. Input water must be tested for Total Dissolved Solids (TDS) and Total Hardness.
2. Install your Aquaguard Enhance in a dry, ventilated place.
 - Keep it away from direct sunlight, heating devices or areas below freezing temperatures.
 - You can keep it on the kitchen counter or on a special wall-mounted stand.
3. Ensure that the input tap water temperature is in the range of 10°C - 40°C.
 - Avoid installation to a hot water tap as it can damage the filters.
4. Make sure that the tap water pressure is between 0.6 and 2.0 kg/cm² in case of RO/RO+UV and between 0.4 and 2.0 kg/cm² in case of UV. If the input water pressure is more than 2.0 kg/cm², installation of PRV* (Pressure Reducing Valve) is required.
5. Flush filters and membrane thoroughly and independently for 3-5 min to remove fine particles present in the filter. This should be done before the installation of the unit.
6. Make sure that the reject water pipe (Blue colour pipe) is placed lower than the purifier, to avoid stagnation of high TDS reject water in the pipe (Not applicable in case of Enhance UV).

Input Water Quality Usage Limitations:

1. If the input water iron content is more than 0.3 mg/lit; use of iron remover* is recommended as a pre-treatment.
2. If the input water turbidity is more than 15NTU or comprises colloidal particles, use of a special filter* is required as a pre-filter.
3. Do not install the water purifier if the TDS is more than that prescribed in the technical specifications.

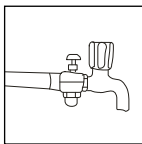
*Available at an extra cost.

Maintaining your Aquaguard Enhance

- After installation, fill the tank and disinfect the storage tank with a disinfection tablet
- Discard the first filling of the water from the storage tank
- Drain the water in the tank if it hasn't been used for over 48 hrs
- Ensure that the capillary flow restrictor is checked and replaced (if required) by the authorized service technician during the mandatory service or in-service call
- Ensure the replacement of the consumable Cartridges are done by a trained Eureka Forbes Service Technician after approximately 6,000 litres of water usage or if choked

Consumable Cartridges	Average Service Life
i-Filter	6000 litres
Chemi Block	6000 litres
RO Membrane	6000 litres
Post Carbon/Taste Enhancer	6000 litres
Ultra Filter	6000 litres
Miracle Cartridge	6000 litres
UV Lamp	5000 burning hrs

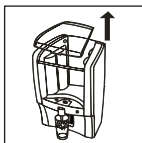
Cleaning and Disinfection of Water Storage tank



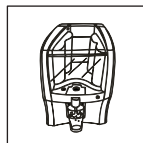
- Close the tap water valve
- Switch off the power



- Wipe the inside of the tank with a dry, clean soft cloth



- Open the top cover and push the tap lever up, to drain the tank



- Keep the top cover in place.
- Switch the power supply ON.
- Open the water valve.
- Let the storage tank get filled & then drop one disinfection tablet in tank*
- Keep the top cover in place & leave the unit for 30 min.
- After 30 min. open the tap & discard this and the first filling water completely. Caution: Do not drink this water.
- Now your unit is ready to use. Carry out this disinfection process every 30 days.

*Available with Eureka Forbes Service Technician

A quick checklist

Problems	Check points	Solutions
Water tastes bad	<ol style="list-style-type: none">1. Is the tank clean?2. Have you kept the purified water in the tank for too long?3. Is it time to change the filter	<p>Clean the storage tank. Dispose of water and clean the tank.</p> <p>Call an authorised Eureka Forbes service technician.</p>
Less water has been purified	<ol style="list-style-type: none">1. Is the tap water valve closed?2. Is the tap water pressure too low?3. Filters may be clogged or damaged?	<p>Open the tap water valve. If so, the amount of purified water will be reduced.</p> <p>Call an authorised Eureka Forbes service technician.</p>
Water doesn't flow into the storage tank	<ol style="list-style-type: none">1. Is there water available in the overhead tank?2. Is the main water supply tap closed?3. Not sure what is wrong?	<p>Ensure the overhead tank is filled with water. Ensure the tap is open. Call an authorised Eureka Forbes service technician.</p>
Water is leaking	<ol style="list-style-type: none">1. Is water coming out of the top cover of the purifier?	<p>Close the tap water valve, unplug the power cord and call an authorised Eureka Forbes service technician.</p>

Recycle Water and its Reuse

Water is a rapidly depleting resource. It is our moral responsibility to ensure that water is recycled as much as possible.

Reject water from an RO System is an unavoidable technology limitation. It maintains the performance of the purification process and the service life of the membrane also. Eureka Forbes has taken the utmost care to minimize the water wastage in our RO system without compromising on the performance of the product.

The water flushed out by your Aquaguard RO Water Purifier can be collected and used for several purposes.

Flushed water can be used for:



Watering plants



Daily household cleaning tasks like mopping floors, cleaning bathrooms, kitchen sinks, etc.

Flushed water cannot be used for:



Washing clothes



Drinking

RO Technical Specifications*

S. No.	Parameters	Specifications
1.	Dimensions (WxDxH) in mm	316x251x462
2.	Net Weight	8.2 kg
3.	Storage Tank Capacity	7 Litres
4.	Purifying Technology	Reverse Osmosis
5.	Filter Cartridges	i-Filter Chemi Block Electronic Membrane Life Enhancer (EMLE) Reverse Osmosis Membrane Taste Enhancer Cartridge
6.	RO Membrane Rating	TFC Spiral (75GPD)
7.	Power Rating	35 Watts
8.	Input Power Supply	230 V AC/50 Hz
9.	Input Water Pressure**	0.6 kg/cm ² (min.) - 2.0 kg/cm ² (max.)

RO + UV Technical Specifications*

S. No.	Parameters	Specifications
1.	Dimensions (WxDxH) in mm	316x251x462
2.	Net Weight	8.2 kg
3.	Power Rating	40 W
4.	Storage Tank Capacity	7 Ltrs
5.	Purifying Technology	RO + UV
6.	Filter Cartridges	i-Filter Chemi Block Electronic Membrane Life Enhancer (EMLE) Reverse Osmosis membrane Taste Enhancer Cartridge UV Chamber
7.	Booster Pump	24 VDC
8.	Input Power Supply	230 AC/50 Hz

Reverse Osmosis Membrane Specifications

Parameters	% Recovery ***	TDS Reduction ***
Membrane for low TDS input water (TDS range: 200 to 500 mg/lit)	40%	70% approx
Membrane for High TDS input water (TDS range: 500 to 1500 mg/lit)	25%	90% approx
Membrane for High TDS input water (TDS range: 1500 to 2500 mg/lit)	20%	90% to 95%

UV Technical Specifications*

S. No.	Parameters	Specifications
1.	Dimensions (W x D x H) in mm	316 x 251 x 462
2.	Net Weight	6.3 Kg
3.	Storage Tank Capacity	7 Litres
4.	Filtration/Purification modules	i-Filter Miracle Cartridge Chemi Block Mineral Guard Ultra Filter Taste Enhancer Cartridge UV Chamber
5.	Power Rating	20 Watts
6.	Input Water Pressure	0.4kg /cm2 (min.) - 2.0 kg /cm2 (max.)
7.	Input Power Supply	230 V AC / 50 Hz

Recommended Input Water Quality

S. No.	Parameters	Specifications
1.	Water Temperature	10°C ~ 40°C
2.	Iron Content	0.3 mg/ltr (max.)
3.	Chlorine Content	0.2 mg/ltr (max.)
4.	Turbidity	15 NTU (max.)
5.	Hardness	600 mg/ltr (max.)

Note: The performance data presented in the table is applicable under standard laboratory conditions. Actual performance may vary depending on the input water quality, water pressure and condition of filters.

* Technical Specifications are subject to change without prior notice.

** If the pressure is higher than the maximum specified, use of the pressure reducing valve is recommended. The above accessory is available with our company at an additional cost.

*** Input water quality/pressure and TDS content are important determinants of recovery rate and TDS rejection.

Performance Data Sheet is available with Eureka Forbes Technical Documentation Centre

Eurosmile Service At Your Doorstep

Once your Warranty period has been completed (please refer to Warranty Terms and Conditions in this booklet), we advise you to enter into our "Eurosmile Service Plan", an Annual Service Maintenance Contract that is an investment for the smooth functioning of your Aquaguard and for your family's health.

The Eurosmile Service Plan provides:

- 1) Replacement/cleaning of the Sediment Filter, Activated Carbon and Membrane*. Our trained service technicians will examine your existing filter/cartridge/membrane and will replace/clean, as per the requirement.
- 2) Replacement of any exhausted or defective parts*, as required.
- 3) All replacements are done with genuine, thoroughly inspected service spares.



*Conditions apply

Eurosmile Guarantee

Pure, Safe Water at ALL TIMES

Be Alert

It has come to our notice that some unscrupulous persons are unauthorizedly claiming to be Sales Representatives, Service Technicians or Service Franchisees of Eureka Forbes. Under this pretext, they are unauthorizedly collecting money by issuing fraudulent cash receipts and/or unauthorizedly making sales/service commitments purportedly on the behalf of the Company. They even try to replace genuine spare parts with spurious ones. They could pose a threat to the health and well-being of your family, as well as possibly to your security.

Here are some simple precautions that you can take:

- Check if the person carries an authorised Identity Card bearing his photograph and the hologram of Eureka Forbes Limited
- If you have any doubt about the identity of the person, please call the Eureka Forbes office in your city and read out the Employee Code on the Identity Card. The operator will confirm if this is a valid Identity Card and guide you further
- Please make all payments only by cheque, in favour of 'Eureka Forbes Limited'

For any guidance and help that you may require, please contact the Eureka Forbes office in your city

Warranty Terms and Conditions

The goods are warranted against defects arising from faulty designs, workmanship and materials 12 months from the date of installation or 15 months from the date of sale, whichever is earlier, subject to the following conditions:

1. The Customer will notify the Company, in writing, promptly of any defects noticed and give the Company or its authorized agent adequate opportunity to inspect, test and remedy them for which the Customer will deposit the goods, if so required by the Company, with the Company's Office/Service Centre along with the original invoice, in the city where they are sold.
2. The Inspection and Test Report of the Company's Office /Service Centre will be final and binding under the Warranty for determining defects, repairs/alterations required or carried out or certifying work of the good thereafter.
3. Aquaguard may require initial setting post-installation, depending on varying water conditions and power supply. In case of any service requirement post-installation, please contact the Company's Service Centre.
4. The Company or its authorized agent will be entitled to retain any defective part replaced under the Warranty.
5. Notwithstanding anything to the contrary contained or implied by this Warranty:
 - a. The Company's liability under this Warranty shall be limited to the first sale of the goods by the Company to the Customer and will not apply or extend to any secondary sale of goods by the Customer.
 - b. The Company's liability under this Warranty shall be limited only to defects in the goods which occur under the conditions of normal operation of the goods and their proper and prescribed use. The Warranty does not cover or extend to defects which are determined by the Company or its authorized agents as occurring or resulting from or attributable to negligence, abuse, misuse, faulty care, operation or maintenance or repairs, alterations to the goods or any part thereof by others or the use of the goods on electrical supply for which they are not designed, or damage caused by lightning or other electrical disturbances or interruptions.
 - c. The Company's liability under this Warranty shall remain valid only if the goods are duly installed by the Company or its authorized Agency at the location specified in the Invoice and such installation is undertaken by the Company or its authorized agent or franchisee.
 - d. Consumable items like the i-Filter/clarity Cartridge, Chemi-block, RO Membrane,* taste enhancer, UF Cartridge and Miracle Cartridge that are subject to normal wear and tear are not covered by this Warranty.
 - e. The Customer will have no claim against the Company, its employees and its authorized agents or franchisees

under or pursuant to this Warranty in respect of death or injury to the Customer or any other person or loss or damage to any property caused by or due to equipment failure, breakdown or accident, fire or operation or utilization of the goods otherwise than in accordance with the User Guide or by or due to any other cause or circumstances beyond the control of the Company.

- f. The Company's liability, under this Warranty, shall in no event and under no circumstances exceed the price paid by the Customer to the Company for the goods stated in the Invoice.

General

For the purpose of this Warranty, the following expressions shall have the following meanings respectively;

1. The Goods' shall mean the goods described in the Order Form.
2. The Customer' shall mean the original purchaser of the Goods from the Company.
3. The Company' shall mean `EUREKA FORBES LIMITED'.
4. General Terms and Conditions' shall mean the terms and conditions agreed upon by the Customer and the Company printed on the Order Form.
5. Invoice' shall mean the invoice issued by the Company to the Customer describing the goods and indicating, inter alia, the total purchase price thereof and name of the Customer.
6. User Guide' shall mean the instructions for installation, use and maintenance contained in the leaflet supplied by the Company.

Post-warranty

1. The Customer may be offered a yearly Service Contract at the prevailing Company rates and terms.
2. In case the Customer does not wish to enter the Service Contract, he has the option of calling the Company's Service Centre and having his Aquaguard serviced on an actual basis i.e. by paying the Labour cost and Spares needed to attend to that Service/Complaint Call at the prevailing Company rates. Such service will be rendered by the Company in towns/places where the Company has its Service Centres.
3. The Company will provide free servicing of the goods brought to its Service Centre by the Customer, provided that all expenses of transporting the goods to and from the Service Centre shall be borne by the Customer directly.
4. If during such servicing it is necessary for the Company to replace or repair defective components or parts, the Customer shall be required to pay for the same as per the Company's prevailing price list.

*Conditions apply

Trusted by: OVER 10 MILLION MOTHERS
Certified by: MORE THAN 110 LEADING LABS
Service: ACROSS MORE THAN 500 TOWNS



09339883333



SMS 'AG<PINCODE>' to 566775

www.aquaguard.in | www.facebook.com/EurekaForbes
www.twitter.com/EurekaForbes • Email: customer@eurekaforbes.com

Eureka Forbes Limited: B1/B2, 701, 7th Floor, Marathon Innova, Marathon NextGen, Off Ganpatrao Kadam Marg, Lower Parel, Mumbai - 400 013, India
Tel: +91 22 3044 9700, 3044 9888, Fax: + 91 22 3044 9701



Environment Protection:

"PROTECTION" has always been our motto and guiding principle. We care for the environment. The product packaging has been made of recyclable, environment-friendly material. We urge you to recycle the packaging material or take it to the nearest recycling facility rather than dispose of it with the rest of your waste.

Your appliance has been designed to work for many years, however, should you wish to upgrade or replace your old product, remember to help protect the environment by disposing of it at your local e-waste disposal centre. Should you have queries, the nearest authorized service centre of Eureka Forbes will be able to guide you.

Allow us to become your environmental partner; together we can make the world a cleaner place.

