



SIMPLE MANUAL

Portable Bluetooth Speaker

MODELS
PH1 / PH1R / PH1L



* M F L 6 9 5 6 1 9 0 1 *

www.lg.com

Safety Information

CAUTION: TO REDUCE THE RISK OF ELECTRIC SHOCK DO NOT REMOVE COVER (OR BACK) NO USER-SERVICEABLE PARTS INSIDE REFER SERVICING TO QUALIFIED SERVICE PERSONNEL



This lightning flash with arrowhead symbol within an equilateral triangle is intended to alert the user to the presence of uninsulated dangerous voltage within the product's enclosure that may be of sufficient magnitude to constitute a risk of electric shock to persons.



The exclamation point within an equilateral triangle is intended to alert the user to the presence of important operating and maintenance (servicing) instructions in the literature accompanying the product.

WARNING:

- To prevent fire or electric shock hazard, do not expose this product to rain or moisture.
- Do not install this equipment in a confined space such as a book case or similar unit.
- This unit contains magnets which can be harmful to some kind of object (Ex : Magnetic card, Pacemaker etc.).

CAUTION:

- Do not block any ventilation openings. Install in accordance with the manufacturer's instructions. Slots and openings in the cabinet are provided for ventilation and to ensure reliable operation of the product and to protect it from over heating. The openings shall be never be blocked by placing the product on a bed, sofa, rug or other similar surface. This product shall not be placed in a built-in installation such as a bookcase or rack unless proper ventilation is provided or the manufacturer's instruction has been adhered to.

- The apparatus should not be exposed to water (dripping or splashing) and no objects filled with liquids, such as vases, should be placed on the apparatus.
- No naked flame sources, such as lighted candles, should be placed on the apparatus.
- It is recommended that you use the 5 V AC adapter (more than 1.8 A) with this device. If you do not use the recommended adapter, charging is unavailable or charging time may differ.
- To avoid fire or electric shock, do not open the unit. Contact to qualified personnel only.
- Do not leave the unit in a place near the heating appliances or subject to direct sunlight, moisture, or mechanical shock.
- To clean the unit, use a soft, dry cloth. If the surfaces are extremely dirty, use a soft cloth lightly moistened with a mild detergent solution. Do not use strong solvents such as alcohol, benzene, or thinner, as these might damage the surface of the unit.
- Do not use volatile liquids such as insecticide spray near the unit. Wiping with strong pressure may damage the surface. Do not leave rubber or plastic products in contact with the unit for a long period of time.
- Do not place the unit over the vehicle's air bag. When the air bag deploys, it may result in injury. Before using in the car, fix the unit.
- Do not use the handsfree function during driving a car.
- Do not leave the unit on an unstable place such as high shelves. It may fall down because of the vibration of the sound.
- Do not use high voltage products around this product. (ex. Electrical swatter) This product may malfunction due to electrical shock.

CAUTION when using this product in environments of low humidity.

- It may cause static electricity in environments of low humidity.
- It is recommended to use this product after touching any metal object which conducts electricity.

CAUTION concerning the Power Cord

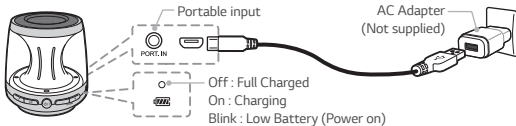
The Power Plug is the disconnecting device. In case of an emergency, the Power Plug must remain readily accessible.

NOTICE: For safety marking information including product identification and supply ratings, please refer to the main label on the bottom or the other surface of the product.

This device is equipped with a portable battery or accumulator.

Safety way to remove the battery or the battery from the equipment: Remove the old battery or battery pack, follow the steps in reverse order than the assembly. To prevent contamination of the environment and bring on possible threat to human and animal health, the old battery or the battery put it in the appropriate container at designated collection points. Do not dispose of batteries or battery together with other waste. It is recommended that you use local, free reimbursement systems batteries and accumulators. The battery should not be exposed to excessive heat such as sunshine, fire or the like.

Do not remove battery incorporated with product for your safety. If you need to replace the battery, take it to the nearest authorized LG Electronics service point or dealer for assistance.



Power	Power On / Off	Hold
Bluetooth	To pair your mobile device, select LG PH1 (xx) from device list. When successfully Paired, Bluetooth LED will turn on.	
Playback Controls	Play / Pause	Press
	Forward Skip	Press X2
	Backward Skip	Press X3
Handsfree Function	Receive / Disconnect	Press

Mood LED light Controls

Mood LED light Turn On / Off Hold 




Speaker Power On:

Various colors / White color / Music-synchronized Press 

Speaker Power Off:


Various colors / White color Press 

Important Notice

- Fully charge the device before using for the first time.
- It is recommended that you use the 5 V AC adapter (more than 1.8 A) with this unit.
- Press and hold the  button for more than 2 seconds to turn on or off the unit.
- **Bluetooth** connection using the TV, PC or dongle is not supported.
- **Resetting**
 - In case that the unit freezes due to malfunction, press  and  buttons at the same time.

Specification

Power Supply:

- 5 V  1.8 A (AC Adapter)
- Built-in rechargeable battery

Power consumption:

- 2.5 W

Dimensions (W x H x D):

Approx. 81 mm X 88 mm X 82 mm

Net Weight: Approx. 0.19 kg

Operating Temperature: 0 °C to 35 °C

Operating Humidity: 5 % to 60 %

External Connector:

- ø 3.5 mm mini jack
- Micro USB port for charging battery

Communication: Bluetooth

Speaker:

- Type : Built-in
- Impedance Rate : 4 Ω
- Rated Input Power : 2 W
- Max. Input Power : 4 W

Battery :

- Battery capacity : 700 mAh
- Operating time is approx. 5 hours. It may vary depending on the battery status and operational conditions.
- Design and specifications are subject to change without notice.

For more information, download the online owner's manual. <http://www.lg.com>

