

3 Door | French Bottom Freezer



INVERTER
×
Dual Fan Cooling

- | | |
|---------------------|-----------------------------|
| Super Energy Saving | Powerful Cooling |
| Stabilizer Free | Long Cool Keeper (12 Hours) |

3 Door
Gross 510L / 456L



Refrigerator Compartment

- Smart-Open Vege Compartment
- Selectable Mode Compartment
- LED Light
- Tempered Glass Shelves

Color

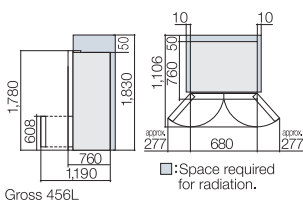
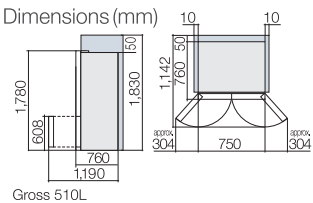


Freezer Compartment

- Double-Deck Drawer
- Movable Twist Ice Tray

General Features

- Inverter Control
- Dual Fan Cooling
- Eco Thermo-Sensor
- Touch Screen Controller
- Nano Titanium Filter
- Moldproof Door Gasket
- No Frost ● CFC-Free
- HFC-Free



Smart, Extendable Compartment for Crisp and Fresh Vegetables

Deep, Extendable Large Compartment

The drawer featuring a sturdy frame with glass can hold and support items but it's easy to open and close, too. The case can be significantly extended to hold and arrange plenty food, fruit and vegetables. A case cover prevents loss and keeps the vegetables and fruits crisp and fresh.



Quick Access, Easy-to-See Layout

Fridge compartment is located at the top which is a convenient height for usage. Just open the door and you can see and access everything stored planning menus ahead time.

Keeps Vegetables Crisp and Fresh

To prevent loss of moisture, the vegetable case has a cover that maintains the optimum humidity level. This helps preserve the freshness of stored fruits and vegetables.

Selectable Mode Compartment

The Select Lever lets you adjust the temperature in each compartment by switching between the Vegetables and Dairy/Meat modes to match your lifestyle.



Vegetable Mode

For storage of easily damaged soft fruits and vegetables
Organizing items by size

Dairy / Meat Mode

Keeps meat and fish fresh
Thaws frozen meals
Rapidly cools drinks

Refrigerator Compartment



Bright, Energy Saving LED Light

Lasts a long time and consumes much less energy than conventional lamps.



Tempered Glass Shelves

Scratch-proof, heat-resistant and prevent spills, the tempered glass shelves can even hold up to 100kg* each.

*Weight resistance of Tempered Glass.



Jumbo Door Pockets

Just the right size, these pockets are wide enough to hold 2L bottle.

Freezer Compartment



Double-deck Freezer Compartment

Double-deck construction for easier organization of items.



Movable Twist Ice Tray





You can move the ice tray for more convenience and efficient use of storage space.



Touch Screen Controller

Flat glass panel controls let you change the settings with a simple touch. And a wipe is all takes to clean the tempered glass surface.

SPECIFICATIONS

Series		Bottom Freezer			
Model Name					
		R-WB550PND2	R-WB480PND2	R-B500PND6	R-B570PND7
Door		3 Door		2 Door	2 Door
Series		French Bottom Freezer		Glass	Glass
Gross Capacity (L) Total		510	456	466	525
Dimensions (mm)	Width	750	680	680	750
	Height	1,780	1,780	1,795	1,795
	Depth with Handle	797	797	797	797
	Depth without Handle	760	760	760	760
Cooling System	Dual Fan Cooling	●	●	●	●
Refrigerator Compartment	Water Tank with Filter	-	-	-	-
	Selectable Mode Compartment	●	●	●	●
	Bottle and Wine Shelf	-	-	-	-
	Tempered Glass Shelves	●	●	●	●
	Dairy Pocket	-	-	-	-
	Double Layer Door Pocket	-	-	-	-
	LED Light	●	●	●	●
Vegetable Compartment	Super Moist Drawers	-	-	-	-
	Aero-care Vege Compartment	-	-	-	-
	Open Assist Handle	-	-	-	-
	Smart-open Vege Compartment	●	●	●	●
	LED Light	-	-	-	-
Freezer Compartment	Automatic Ice Maker	-	-	-	-
	Easy Twist Ice Maker	-	-	-	-
	Movable Twist Ice Tray	●	●	●	●
	Quick Freezing	●	●	●	●
	Tempered Glass Shelves	-	-	-	-
	Drawers	-	-	-	-
	Double Slide Case	-	-	-	-
	Extra Wide Case	-	-	-	-
	Slide Type Double Deck Drawer	●	●	●	●
	LED Light	-	-	-	-
General Features	Separate Vege Compartment	-	-	-	-
	Ice and Water Dispenser	-	-	-	-
	Water Dispenser	-	-	-	-
	Inverter Control	●	●	●	●
	VIP (Vacuum Insulation Panel)	-	-	-	-
	Auto Door	-	-	-	-
	Eco Monitoring Sensor	-	-	-	-
	Eco Thermo-Sensor	●	●	●	●
	Touch Screen Controller	●	●	●	●
	ECO Lamp	-	-	-	-
	Dual Fan Lamp	-	-	-	-
	Blue Digital Display	●	●	-	-
	Cool Power Display	●	●	-	-
	Door Alarm	●	●	●	●
	Nano Titanium Filter	●	●	●	●
	Refrigerant	R-600a		R-600a	R-600a
Color	Glass	GBK / GBW		GBK	GBK

Color  GBK  GBW